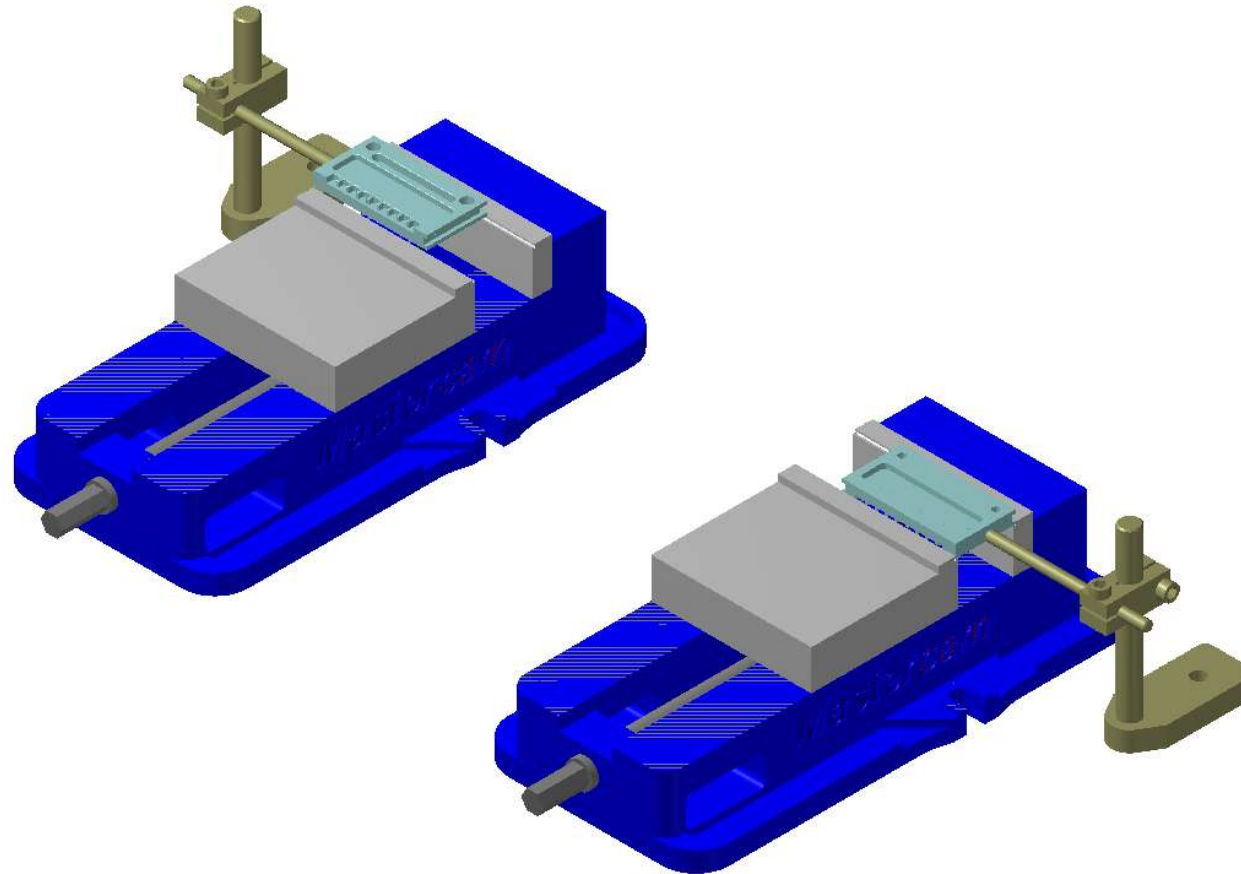


Uncontrolled Setup sheet

PROJECT:	6050699Ae1a	MACHINE:	Generic Mill
CUSTOMER:	2345	REVISION:	f
DRAWING #:	df	PROGRAMMER:	fsadfasd
FILE NAME:	C:\USERS\DAVE MILLER\DESKTOP\SHOPWARE FOLDERS\DEMO FILES\MACHINE SIM\1 2D MULTI WCS .MCX-5		




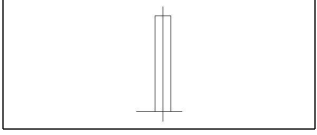

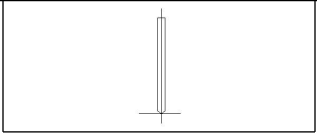

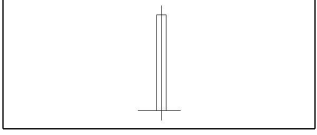

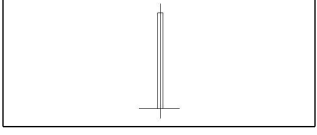

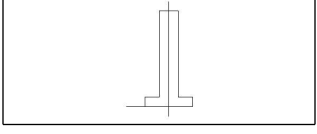
Gview:ISO WCS:TOP T/Cplane:TOP

3.1167
Inch

Uncontrolled Setup sheet

PROJECT:	6050699Ae1a	MACHINE:	Generic Mill
CUSTOMER:	2345	REVISION:	f
DRAWING #:	df	PROGRAMMER:	fsadfasd
FILE NAME:	C:\USERS\DAVE MILLER\DESKTOP\SHOPWARE FOLDERS\DEMO FILES\MACHINE SIM1 2D MULTI WCS .MCX-5		

TOOL LIST

	#239 - 0.5000 ENDMILL1 FLAT - 1/2 FLAT ENDMILL						
	MFG. CODE:	_	OVERALL LENGTH:	3.0		NUMBER:	239
	TYPE:	Endmill1 Flat	CORNER RADIUS:	0.0		LENGTH OFFSET:	239
	DIAMETER:	0.5	TIP ANGLE:	180.0		DIAMETER OFFSET:	239
	FLUTES:	4	THREADS:	NA		COOLANT:	Off
	#104 - 0.2500 DRILL - 1/4 DRILL						
	MFG. CODE:	_	OVERALL LENGTH:	3.0		NUMBER:	104
	TYPE:	Drill	CORNER RADIUS:	0.0		LENGTH OFFSET:	104
	DIAMETER:	0.25	TIP ANGLE:	118.0		DIAMETER OFFSET:	104
	FLUTES:	2	THREADS:	NA		COOLANT:	Off
	#235 - 0.2500 ENDMILL1 FLAT - 1/4 FLAT ENDMILL						
	MFG. CODE:	_	OVERALL LENGTH:	2.5		NUMBER:	235
	TYPE:	Endmill1 Flat	CORNER RADIUS:	0.0		LENGTH OFFSET:	235
	DIAMETER:	0.25	TIP ANGLE:	180.0		DIAMETER OFFSET:	235
	FLUTES:	4	THREADS:	NA		COOLANT:	Off
	#232 - 0.1250 ENDMILL1 FLAT - 1/8 FLAT ENDMILL						
	MFG. CODE:	_	OVERALL LENGTH:	2.25		NUMBER:	232
	TYPE:	Endmill1 Flat	CORNER RADIUS:	0.0		LENGTH OFFSET:	232
	DIAMETER:	0.125	TIP ANGLE:	180.0		DIAMETER OFFSET:	232
	FLUTES:	4	THREADS:	NA		COOLANT:	Off
	#1 - 1.2500 SLOT MILL - .25 THICK SLOT CUTTER						
	MFG. CODE:	_	OVERALL LENGTH:	2.5		NUMBER:	1
	TYPE:	Slot Mill	CORNER RADIUS:	0.0		LENGTH OFFSET:	1
	DIAMETER:	1.25	TIP ANGLE:	0.0		DIAMETER OFFSET:	1
	FLUTES:	4	THREADS:	NA		COOLANT:	Off